

# PORTFOLIO PERFORMANCE

## OCTOBER 2017

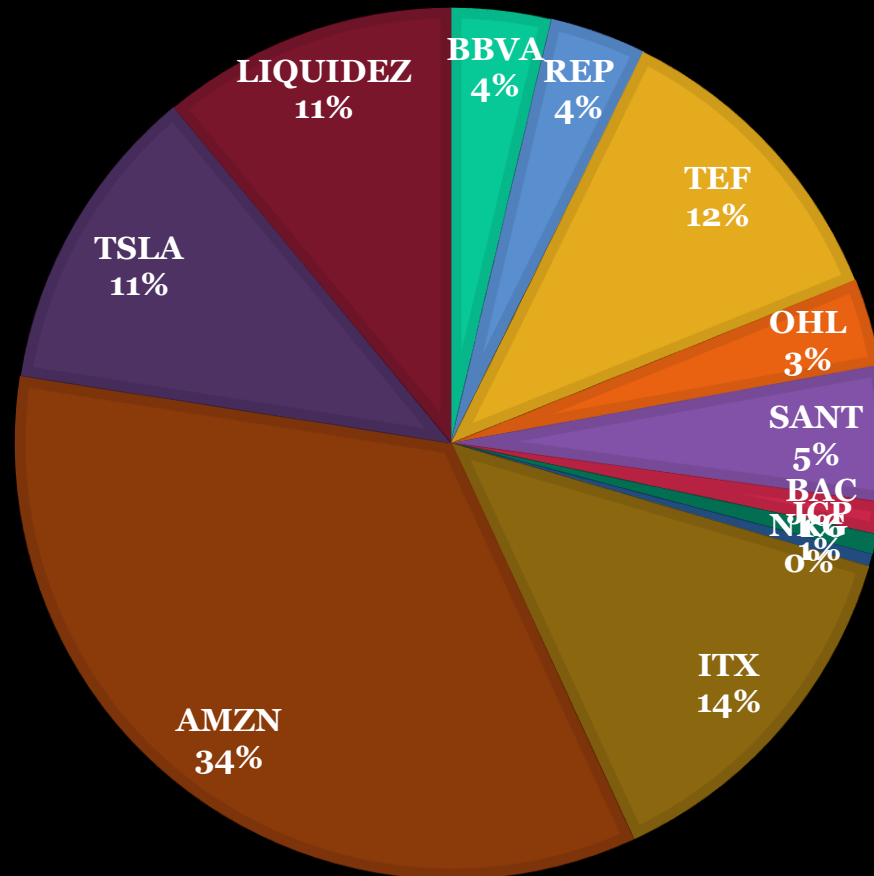
DCAPITALINVESTORS

[www.dcapitalinvestors.com](http://www.dcapitalinvestors.com)

**D** INVESTORS



# STOCK COMPOSITION: SPANISH AND AMERICAN MARKET



	%
BBVA	4%
REP	4%
TEF	12%
OHL	3%
SANT	5%
BAC	1%
JCP	1%
NRG	0,47%
ITX	14%
AMZN	34%
TSLA	12%
LIQUIDEZ	11%

# RELEVANTS EVENTS DURING THE MONTH

- Dividend Accrual:

- *6/10/2017- BBVA*

Instrument	Position	Net Dividend	Total
BBVA/es	16	0.0729EUR	1.17

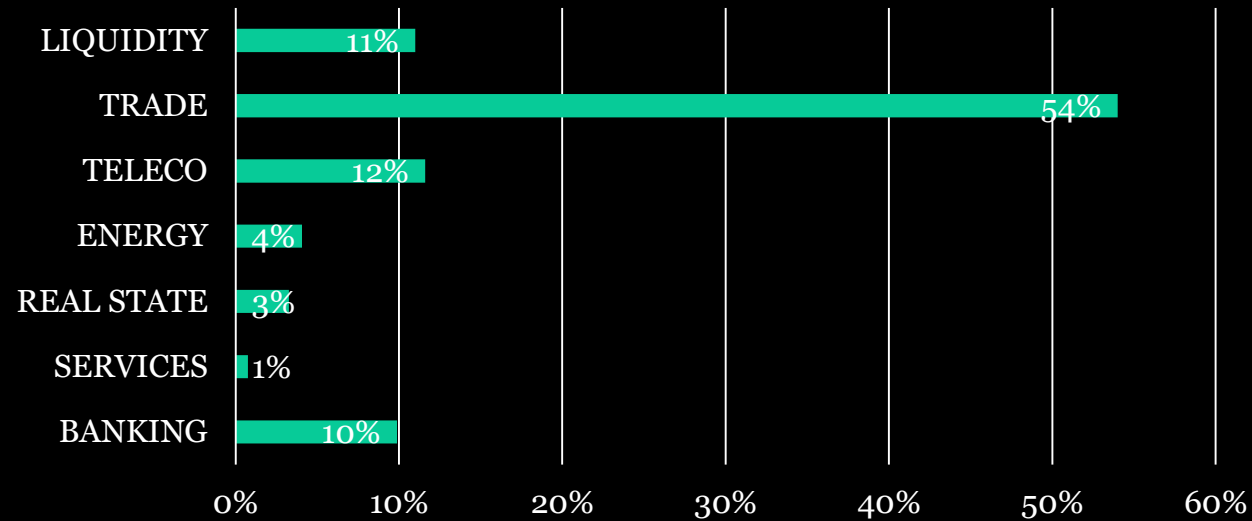
- *18/10/2017- BANCO SANTANDER*

Instrument	Position	Net Dividend	Total
SANT/es	30	0.0324EUR	0.97

- On October 27, 2017, because of the political situation in Catalonia and after analyse the main Spanish stock Exchange index, IBEX 35, DCINVESTORS bought 1 CFD contract over it. This position was closed on October 30, 2017 with a net pofit of +58 EUR

# SECTOR EXPOSITION

BANKING	%	SERVICES	%	REAL STATE	%	ENERGY	%	TELECO	%	TRADE	%
BBV A	4%	J C PENNEY	1%	OHL	3%	REPSOL	4%	TELEFÓNICA	12%	AMAZON	34%
SANTANDER	5%					NRG	0%			INDITEX	14%
BANK OF AMERICA	1%										
<b>TOTAL</b>	<b>10%</b>		<b>1%</b>		<b>3%</b>		<b>4%</b>		<b>12%</b>		<b>48%</b>



# YIELD OCTOBER 2017

534%\*

\*Average yield over the initial expenditure (next slide)

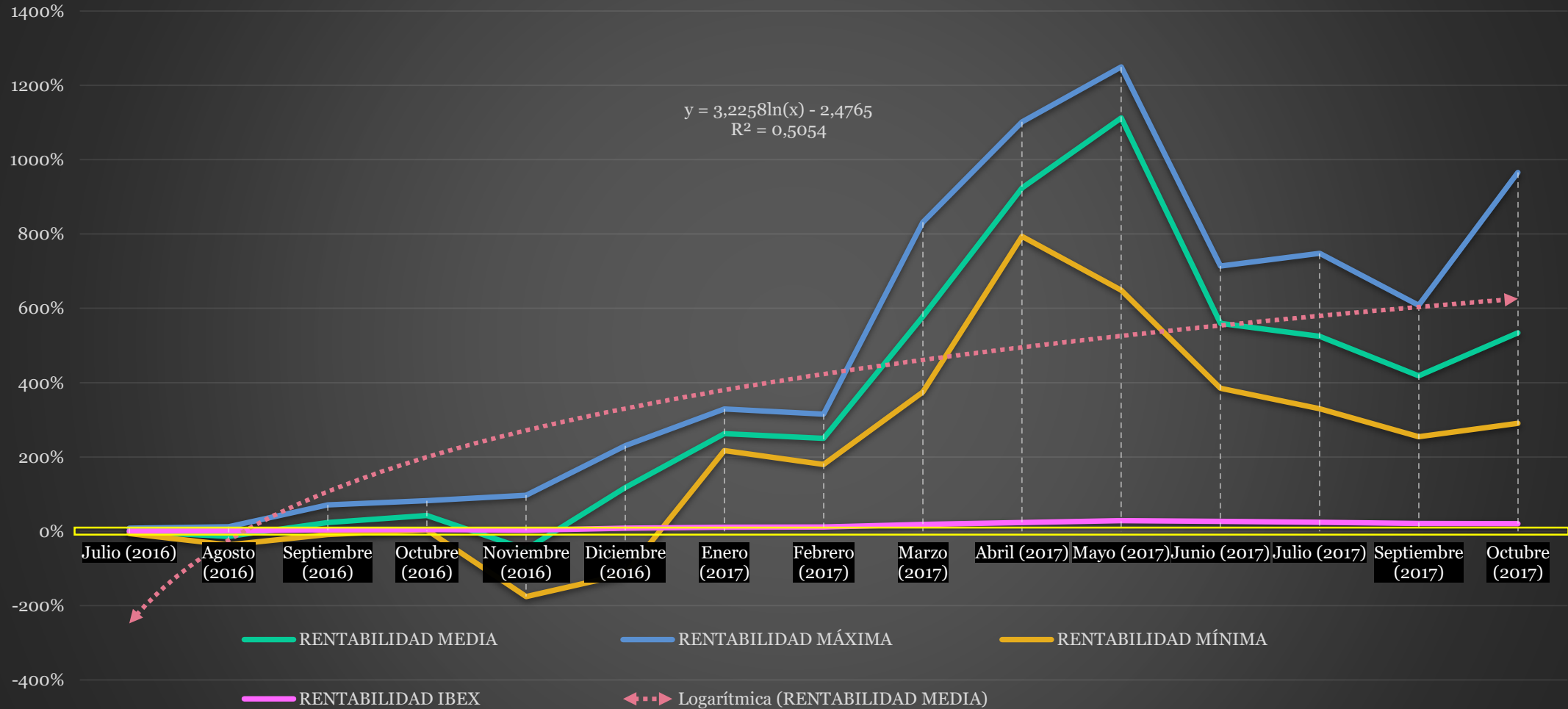
# PORTFOLIO YIELDS

MES	RENTABILIDAD MEDIA	RENTABILIDAD MÁXIMA	RENTABILIDAD MÍNIMA	RENTABILIDAD A CIERRE	RENTABILIDAD IBEX	
Julio (2016)	↓	-1% ↓	8% ↓	-6% ↓	-5% ↓	0,32%
Agosto (2016)	↓	-13% ↓	12% ↓	-36% ↓	12% ↓	1%
Septiembre (2016)	↓	23% ↓	71% ↓	-8% ↓	16% ↓	4%
Octubre (2016)	↓	43% ↓	82% ↓	3% ↓	81% ↓	5%
Noviembre (2016)	↓	-49% ↓	97% ↓	-176% ↓	-118% ↓	3%
Diciembre (2016)	↓	118% ↓	230% ↓	-115% ↓	170% ↓	8%
Enero (2017)	↓	263% ↓	329% →	217% ↓	217% →	11%
Febrero (2017)	↓	250% ↓	316% →	180% →	303% →	11%
Marzo (2017)	→	578% →	832% →	375% ↑	781% →	19%
Abril (2017)	↑	924% ↑	1102% ↑	794% ↑	1021% ↑	23%
Mayo (2017)	↑	1113% ↑	1250% ↑	648% ↑	648% ↑	28%
Junio (2017)	→	560% →	714% →	385% →	385% ↑	27%
Julio (2017)	→	525% →	748% →	330% →	570% ↑	24%
Septiembre (2017)	→	418% →	608% →	254% ↓	254% ↑	21%
Octubre (2017)	→	534% ↑	966% →	291% ↑	965% ↑	21%
<b>TOTAL</b>		<b>352%</b>	<b>491%</b>	<b>209%</b>	<b>354%</b>	<b>14%</b>

The calculus of the real yield is based on the initial expenditure, the fees needed to open the order.

DCINVESTORS invests with high leverage financial products called CFD (Contract For Difference) so, cash payment is not needed, you must always keep a guarantee ratio on the portfolio

# YIELDS



# PORTFOLIO VALUE

<http://www.deltastock.com/> Gráfico P/B





PLEASE, FOR ANY QUESTION YOU CAN  
CONTACT US USING  
THE NEXT EMAIL



[dcapitalinvestors@gmail.com](mailto:dcapitalinvestors@gmail.com)

FOR FURTHER INFORMATION, PLEASE VISIT [WWW.DCAPITALINVESTORS.COM](http://WWW.DCAPITALINVESTORS.COM)